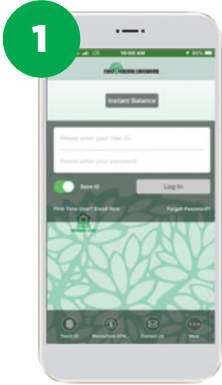
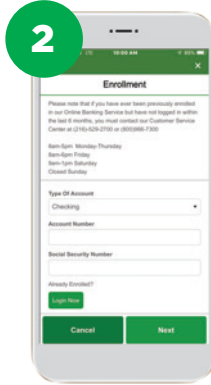


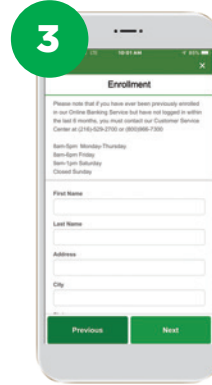
Mobile Banking On Device Enrollment



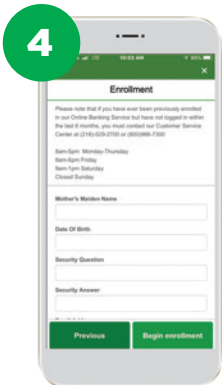
- Download the FFL Mobile Banking app
- Tap "First Time User? Enroll Now"



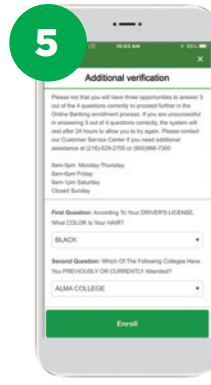
- Choose **Type of Account** from drop down menu
- Enter **Account Number** – if you have multiple accounts, all accounts will populate once enrollment is complete
- Enter **Social Security Number**
- Tap **Next**



- Enter **First Name, Last Name and Address** associated with the account



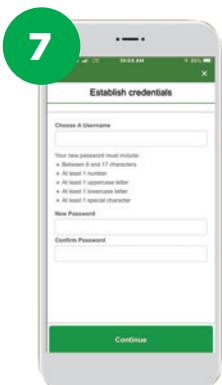
- Enter **Mother's Maiden Name**
 - Enter your **Date of Birth**
 - Create **Security Questions**
 - Enter **Security Answer**
 - Enter **Email Address**
 - Confirm **Email Address**
- Security Answers are case sensitive



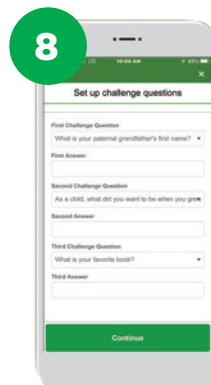
- Answer the four additional **Verification Questions**



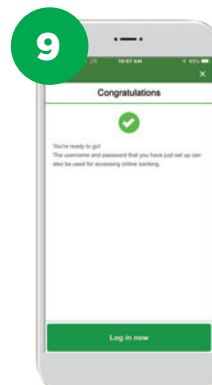
- Read **Terms and Conditions**
- Tap **I Agree** to continue



- Choose a **Username**
 - Enter a **Password**
 - Confirm **Password**
- Username and Password are case sensitive



- Choose **First Challenge Question** from drop down menu and enter **Answer**
 - Choose **Second Challenge Question** and enter **Answer**
 - Choose **Third Challenge Question** and enter **Answer**
- Security Answers are case sensitive



- Tap **Log in Now** and you will be directed to the Log in Screen to get started!

For more information visit FFL.net/enroll, visit or call us today.

